

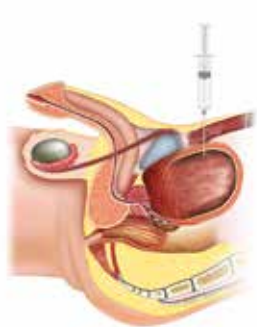
# S-Cath™ System

## The S-Cath™ System

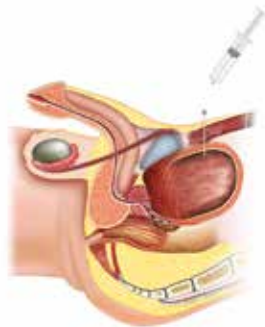
Utilising the Seldinger technique, this patented system for suprapubic catheterisation facilitates a one tract entry for a more controlled, accurate and precise entry, decreasing the risks associated with standard blind methods.

## The steps to success

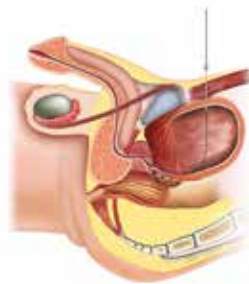
First, inject local anaesthetic using an 18g needle at the entry site, and then make a 1cm subcutaneous incision, then follow steps 1-8;



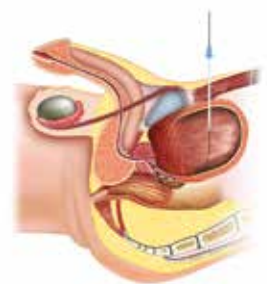
Inject local anaesthetic along a track from the skin incision down to the bladder



Remove syringe of anaesthetic from needle



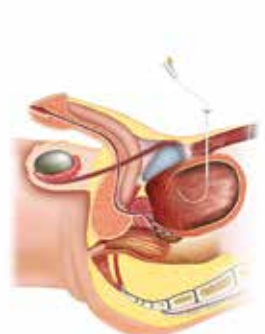
Insert guidewire through needle, floppy end first, up to first black mark; remove needle while holding guidewire in place



Insert trocar into bladder along guidewire to second black mark



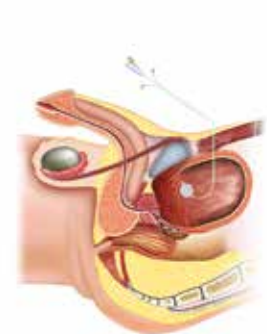
Remove trocar and guidewire from outer sheath. Occlude outlet of sheath with thumb to avoid excessive release of fluid from bladder



Insert foley catheter down sheath to mid-point of catheter length.



Inflate balloon with 10ml sterile water



Slide outer sheath back along catheter shaft until external to abdomen. Pull sheath apart and remove from catheter

# The S-Cath™ System

- Seldinger based suprapubic catheter insertion system
- 3 stage guidewire ensuring accurate placement along one anaesthetised tract. <sup>1,3,4,5,6</sup>
- Decrease the risk of posterior bladder wall perforations and bowel injuries. <sup>1,3,4,5,6,9</sup>
- Facilitate use in an outpatient or sub acute setting. <sup>1,3,4,5,7</sup>
- Greater confidence for the user. <sup>8,10</sup>
- 100% silicone Foley catheter with integrated balloon



## Data

- **1 - Department of Health Briefing pack**  
S-Cath™ System Suprapubic Foley Catheter Introduction Set, August 2012
- **2 - British Association of Urological Surgeons' Suprapubic Catheter Practice Guidelines**  
Simon C.W. Harrison\*, William T. Lawrence†, Roland Morley‡, Ian Pearce and Joby Taylor§  
\*Pinderfields General Hospital, Wakefield, †Eastbourne District General Hospital, Eastbourne, ‡Kingston Hospital, Kingston upon Thames, and §Manchester Royal Infirmary, Manchester, UK.  
BJU International, Volume 107, Issue 1, pages 77–85, January 2011
- **3 - A dedicated Specialist Nurse led Suprapubic Catheterisation Clinic: The Taunton Experience**  
J.Jelski, Xi Cheng, Faith McMeekin, A. MacCormick, R. Macdonagh, Musgrove Park Hospital, Taunton, UK
- **4 - Introducing a New Technique for Suprapubic Catheterisation**  
McMeekin F, MacCormick A, Macdonagh R, Musgrove Park Hospital, Taunton, UK  
Continence UK, 2010, Vol 4, No 1
- **5 - Optimising Safety of Catheterisation**  
The Clinical Services Journal, October 2009
- **6 - How to Why to Guide - The Seldinger Suprapubic Catheter Kit**  
NHS National Technology Adoption Centre (NTAC) April 2009
- **7 - Suprapubic catheter insertion is an outpatient procedure: cost savings resultant on closing an audit loop**  
Khan A, Abrams P, Bristol Urological Institute, Southmead Hospital, Bristol, UK  
BJU Int. 2009 Mar;103(5):640-4. Epub 2008 Oct 24.
- **8 - Suprapubic bladder catheterisation using the Seldinger technique**  
Vasdev V, Kachroo N, Mathur S, Pickard R., Department of Urology, Freeman Hospital, Newcastle upon Tyne, UK; BioMed Centre, Bristol Urological Institute, Bristol, UK  
The Internet Journal of Urology™ ISSN: 1528-8390, Feb 09
- **9 - A new model for suprapubic catheterization: the MediPlus Seldinger suprapubic catheter**  
Mohammed A, Khan A, Shergill IS, Gujral SS. ST1 in Surgery/Urology, King George Hospital, Ilford, London, IG3 8QY, UK  
Expert Rev Med Devices. 2008 Nov;5(6):705-7.
- **10 - Suprapubic catheter insertion using the Seldinger technique, with the Mediplus SPC kit**  
D.M. Gulur, F. Housami, M.J. Drake, Bristol Urological Institute, Bristol, UK  
BJUI, www.bjui.org, Atlas of Surgery, Mar 2008

Product Code	Description	Size	Length	Box Quantity
5758	S-Cath™ System Silicone Suprapubic Foley Catheter Set with Introducer	8Fr.	33cm	5
5753	S-Cath™ System Silicone Suprapubic Foley Catheter (Open Tip) Set with Introducer	12Fr.	42cm	5
5760	S-Cath™ System Silicone Suprapubic Foley Catheter Set with Introducer	12Fr.	42cm	5
5754	S-Cath™ System Silicone Suprapubic Foley Catheter Set with Introducer	14Fr.	42cm	5
5757	S-Cath™ System Silicone Suprapubic Foley Catheter (Open Tip) Set with Introducer	14Fr.	42cm	5
5756	S-Cath™ System Silicone Suprapubic Foley Catheter Set with Introducer	16Fr.	42cm	5
5759	S-Cath™ System Silicone Suprapubic Foley Catheter (Open Tip) Set with Introducer	16Fr.	42cm	5

APR-17/03

**mediplus**

*Working together  
to make the difference*

### Mediplus Ltd

Unit 7 The Gateway Centre, Coronation Road, Cressex Business Park,  
High Wycombe, Bucks, HP12 3SU UK  
Tel: +44 (0)1494 551200 | Fax: +44 (0)1494 536333  
Email: help@mediplus.co.uk | Web: www.mediplus.co.uk



www.mediplus.co.uk



**INVESTORS  
IN PEOPLE**

**Accredited  
Until 2019**

